

CANVAS STUDENT

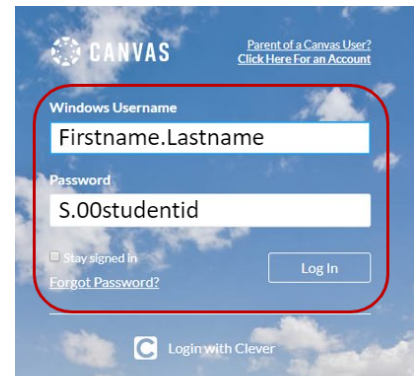
1

GO TO YOUR
SCHOOL'S CANVAS
LINK

2

LOGGING IN

*From the HUSD Canvas site, log in using:
firstname.lastname
S.00studentid*

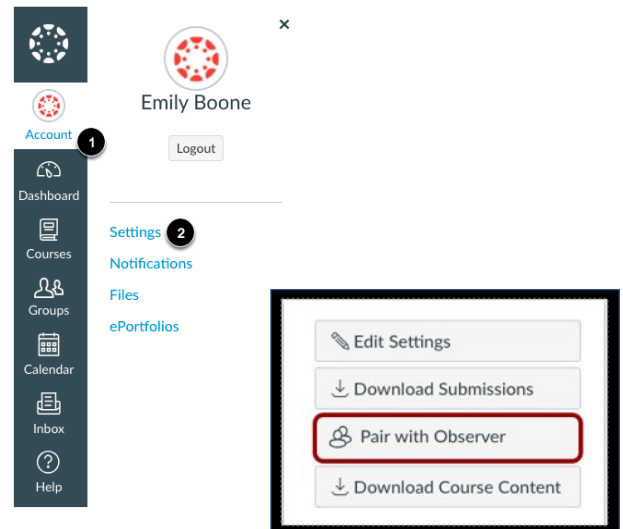
A screenshot of the Canvas login page. It features a blue background with a cloud pattern. The login form is centered and has a red border. It includes fields for 'Windows Username' (containing 'Firstname.Lastname') and 'Password' (containing 'S.00studentid'). There are checkboxes for 'Stay signed in' and a 'Forgot Password?' link. A 'Log In' button is at the bottom right. A 'Login with Clever' button is at the bottom left. A link for 'Parent of a Canvas User? Click Here For an Account' is at the top right.

3

PAIRING CODE

Select "account" from the left navigation bar, then from the pop-out select "settings".


Choose the "Pair with Observer" button



4

PAIR WITH OBSERVER

*You will be provided with a code, it is **case sensitive** and must be shared and used within 7 days.*

A screenshot of the 'Pair with Observer' dialog box. It has a title bar with a close button. The text inside says: 'Share the following pairing code with an observer to allow them to connect with you. This code will expire in seven days, or after one use.' Below the text is a text input field containing the code 'EcYkrK', which is highlighted with a red border and a '1'. At the bottom right is an 'OK' button, highlighted with a red circle and a '2'.